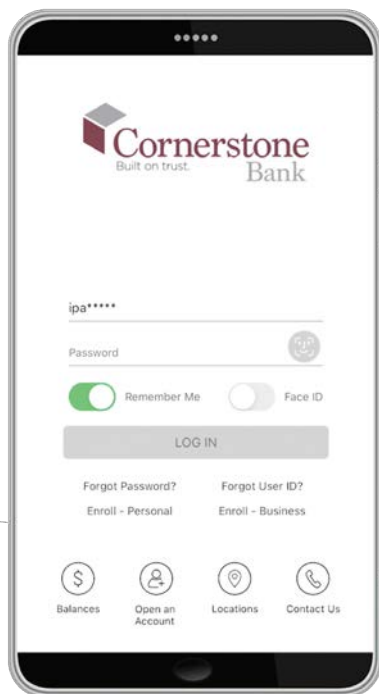
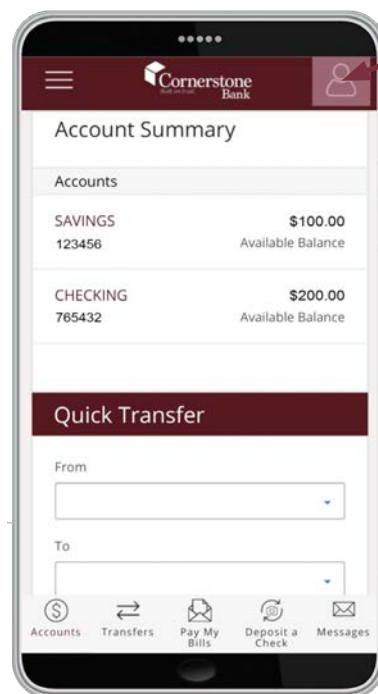


# How to Enroll in Making Cents

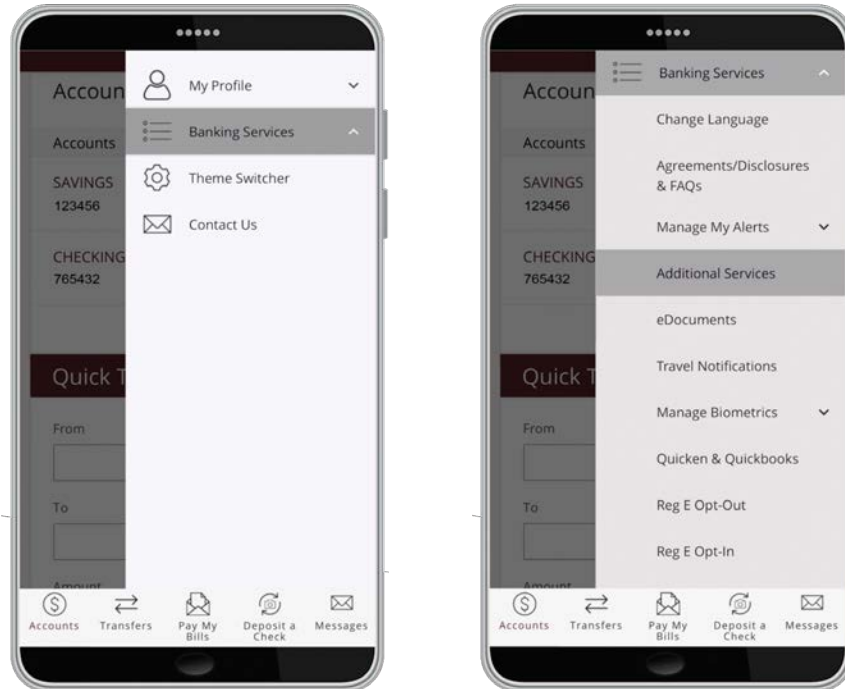
**1. Log into your Cornerstone App.**



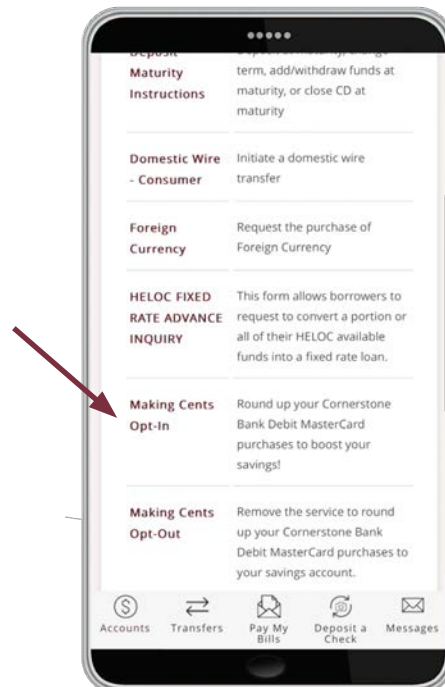
**2. Click your profile in the upper right-hand corner.**



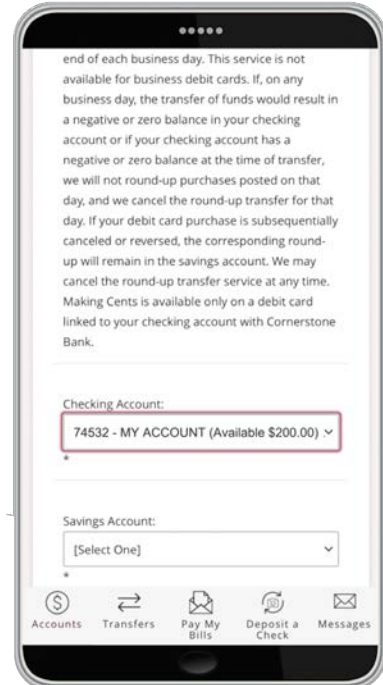
### 3. Select "Banking Services," then "Additional Services."



### 4. On the next screen, find and select "Making Cents Opt-In."



- 5.** Once you've reviewed the complete terms and conditions, **select** the checking account associated with your card. Then, **select** the savings account to which you would like your daily round-up amount transferred.



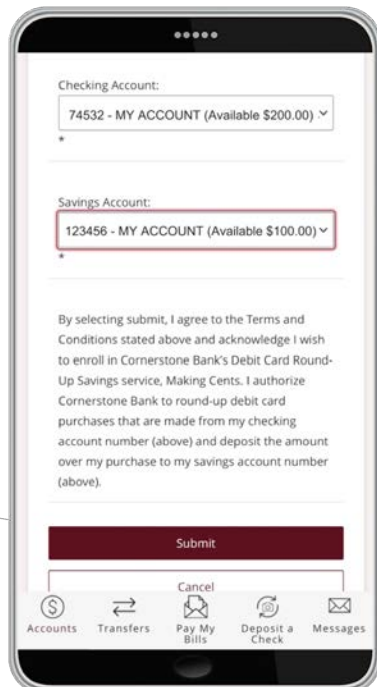
end of each business day. This service is not available for business debit cards. If, on any business day, the transfer of funds would result in a negative or zero balance in your checking account or if your checking account has a negative or zero balance at the time of transfer, we will not round-up purchases posted on that day, and we cancel the round-up transfer for that day. If your debit card purchase is subsequently canceled or reversed, the corresponding round-up will remain in the savings account. We may cancel the round-up transfer service at any time. Making Cents is available only on a debit card linked to your checking account with Cornerstone Bank.

Checking Account:  
74532 - MY ACCOUNT (Available \$200.00) ▾

Savings Account:  
[Select One] ▾

Accounts Transfers Pay My Bills Deposit a Check Messages

- 6.** Review your selections for accuracy and **click "Submit."** A pop-up will indicate that your submission was successful.



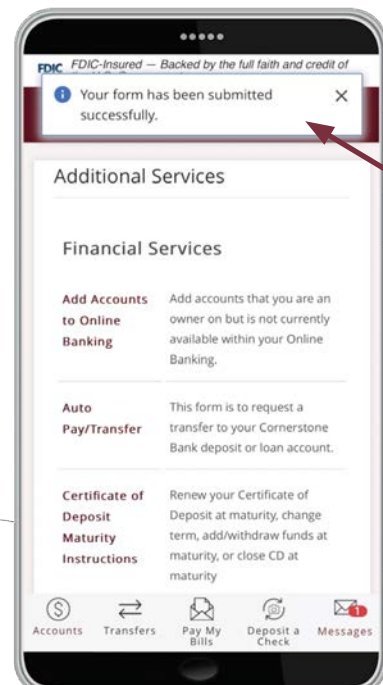
Checking Account:  
74532 - MY ACCOUNT (Available \$200.00) ▾

Savings Account:  
123456 - MY ACCOUNT (Available \$100.00) ▾

By selecting submit, I agree to the Terms and Conditions stated above and acknowledge I wish to enroll in Cornerstone Bank's Debit Card Round-Up Savings service, Making Cents. I authorize Cornerstone Bank to round-up debit card purchases that are made from my checking account number (above) and deposit the amount over my purchase to my savings account number (above).

Submit

Accounts Transfers Cancel Pay My Bills Deposit a Check Messages



FDIC FDIC-Insured — Backed by the full faith and credit of the U.S. Government

Your form has been submitted successfully. ✕

Additional Services

Financial Services

**Add Accounts to Online Banking** Add accounts that you are an owner on but is not currently available within your Online Banking.

**Auto Pay/Transfer** This form is to request a transfer to your Cornerstone Bank deposit or loan account.

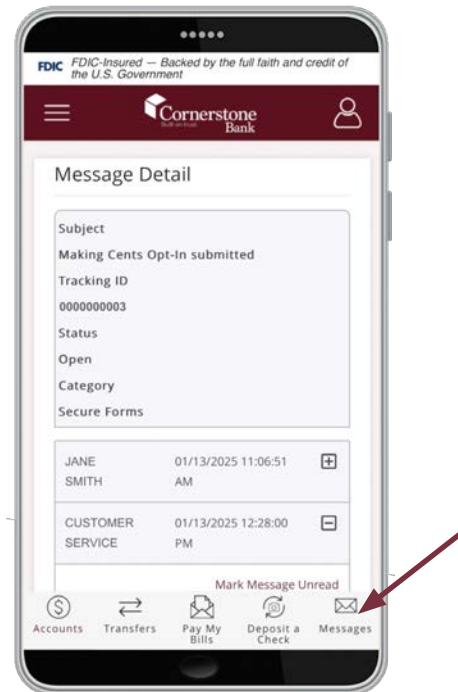
**Certificate of Deposit Maturity Instructions** Renew your Certificate of Deposit at maturity, change term, add/withdraw funds at maturity, or close CD at maturity.

Accounts Transfers Pay My Bills Deposit a Check Messages



7. After submitting your request, you will receive a secure message confirming your enrollment in Making Cents. To see this message, **click** the Messages icon in the bottom menu.

You are now enrolled in Making Cents.  
Enjoy saving while you spend!



Scan this code  
to watch the video!

To enroll in Making Cents, you must be enrolled in online banking, have an eligible Cornerstone Bank checking account and an eligible Cornerstone Bank savings account.



Member FDIC | Member DIF

[cornerstonebank.com](https://cornerstonebank.com) • 800-939-9103